



Korry

Illuminating. Always.



Chromalux® 307

High Reliability 3/8 x 5.8-inch Switch Lights

The Korry Chromalux 307 is now more reliable than ever, thanks to a complete redesign and 30 percent fewer piece parts. Plus it offers new options, including two cap heights, 80/20 split legends, an internal seal, and more.

As always, the Chromalux 307 delivers advanced lighting normally found only in larger, costlier switches.

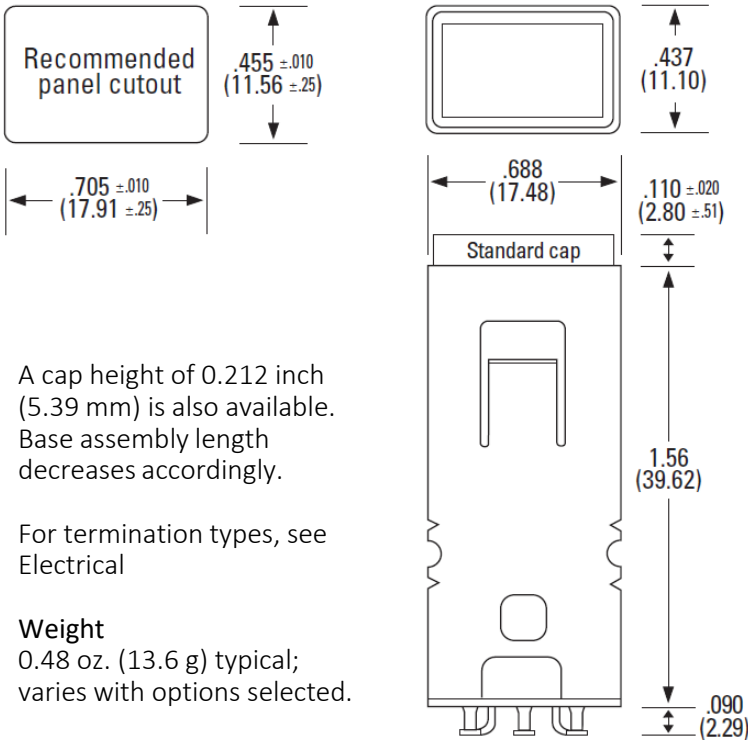
The redesigned reflector produces even brighter, more uniform legends than before, at a lower surface temperature, while the long-life single-pole switching offers more than 1 million actuations.

The Chromalux 307 is available in a standard configuration of optional NVIS-compatible lighting versions.



Mechanical

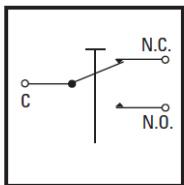
Note: dimensions are in inches (mm)



Switch contact ratings	Voltage	Contact rating	
Silver Contacts	115/250 VAC Resistive Inductive Lamp	7 Amperes 4 Amperes 2 Amperes	
	28 VDC Resistive Inductive Lamp	Sea level	50,000ft
Gold Contacts	28 VDC Resistive Inductive	7 Amperes 4 Amperes 2.5 Amperes	4 Amperes 2.5 Amperes 2.5 Amperes
		1 Ampere .5 Ampere	1 Ampere .5 Ampere

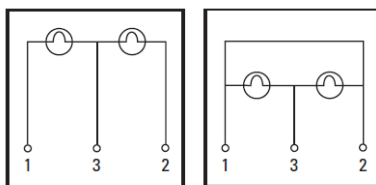
Electrical

Switch circuit



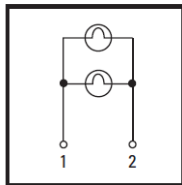
Momentary
single pole
double throw

Lamp circuit options



Type 1

Type 2



Type 3

Lamps

Two T-1 incandescent bulbs or flange-based LEDs are available in 5V and 28V.

Terminals

Single-turret solder (switch) with eyelet solder (lamp circuit types 1 & 2)

PCB (switch and lamp circuit types 1 & 2)

Screw (indicator only; lamp circuit type 3 only)

Environmental

Chromalux 307 switches and indicators are designed to meet the following environmental conditions. All materials used are non-hazardous to prevent noxious fumes in a fire.

Dielectric	MIL-S-22885, MIL-STD-202
Electric endurance	MIL-S-22885
Electric overload	MIL-S-22885
EMI/RFI shielding	MIL-S-22885
Insulation resistance	MIL-S-22885, MIL-STD-202
Mechanical endurance	MIL-S-22885
Moisture resistance	MIL-STD-202
Salt spray	MIL-STD-202
Thermal shock	MIL-STD-202
Vibration and shock	MIL-STD-202

Fonts

Legends are available in many fonts and can be horizontal or vertical. Widely used choices include Futura Medium or Medium Condensed, Helvetica Light, Gorton Normal, Normal Condensed, or Extra Condensed.



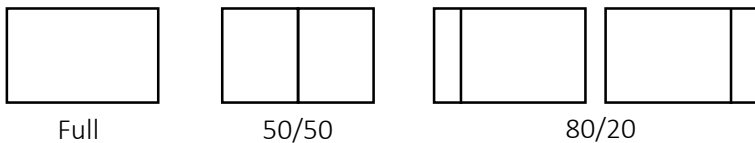
Optical Characteristics

Luminance and Sunlight Readability

For definition of legend type, see Legends (below).
 Values apply to versions not filtered for night vision.

Legend Type	Color	Brightness fL	Sunlight Readability
S (1B)	Red	185	Yes
	Yellow	350	Yes
	Green	185	Yes
	Blue	150	Yes
	White	185	Yes
B (1C)	Red	150	N/A
	Yellow	250	N/A
	Green	150	N/A
	Blue	100	N/A
	White	150	N/A
W (2D)	Red	100	N/A
	Yellow	200	N/A
	Green	100	N/A
	Blue	50	N/A
	White	100	N/A
N (2G2)	Red	15	N/A
	Yellow	25	N/A
	Green	15	N/A
	Blue	15	N/A
	White	15	N/A
C (2B)	Red	100	N/A
	Yellow	200	N/A
	Green	100	N/A
	Blue	50	N/A
	White	100	N/A

Cap Configuration



Operating Characteristics

Switch type	Momentary, single-pole Form C microswitch, gold or silver contacts
Switch travel	
Switch transfer	0.025 inch minimum (0.64 mm)
Over travel	0.015 inch minimum (0.38 mm)
Actuation force	1-2 pounds (0.45-0.91 kg)
Cap extraction	2-6 pounds (0.91-2.72 kg)
Actuation life	1,000,000+ mechanical actuations at room temperature

Color

Standard colors per MIL-C-25050 are also available. NVIS lighting is available in Class A and Class B green, Class A and B yellow, Class B red, plus white and blue.

	Chromaticity	
	X**	Y**
RED	0.695	0.295
	0.703	SL**
	0.655	0.325
	0.660	SL**
YELLOW	0.562	0.415
	0.570	SL**
	0.596	0.382
GREEN	0.605	SL**
	0.300	SL**
	0.300	0.600
BLUE	0.380	SL**
	0.230	0.420
	0.230	0.350
WHITE	0.320	0.350
	0.320	0.420
	0.400	0.420
	0.460	0.420
	0.400	0.380
	0.460	0.380

** Chromaticity is expressed as X and Y on the 1931 CIE chromaticity diagram. Values shown are corners of limiting envelope

** SL: Spectrum Locus where intersected by a line with X value shown

Legend Types

Legend Types	Non-energized Condition	Energized Condition
S (1B) Hidden legend. Letters not visible until illuminated. Lighted colored letters on opaque black background when energized		
B (1C) Hidden legend. Letters not visible until illuminated. Lighted colored background with opaque black letters when energized		
W (2D) Opaque black letters on white background. Background shows color when energized		
N (2G2) White letters on opaque black background. Letters show color when energized		
C (2B) Opaque black letters on colored background. Lighted colored background when energized		



The redesigned Chromalux 307 switch light has 30 percent fewer piece parts, offers more performance and options

A close look at the Chromalux 307 shows rigorous engineering applied to every detail. Chances are, there's a Chromalux 307 configuration with the exact performance you need.

If your requirement is not addressed here, please consult us. The necessary option may be available on special order, or we could recommend an alternate solution.

High-performance, sunlight-readable lighting

Our redesigned reflector is standard and produces brighter, more uniform legends at a lower surface temperature than before. NVIS-compatible lighting is optional

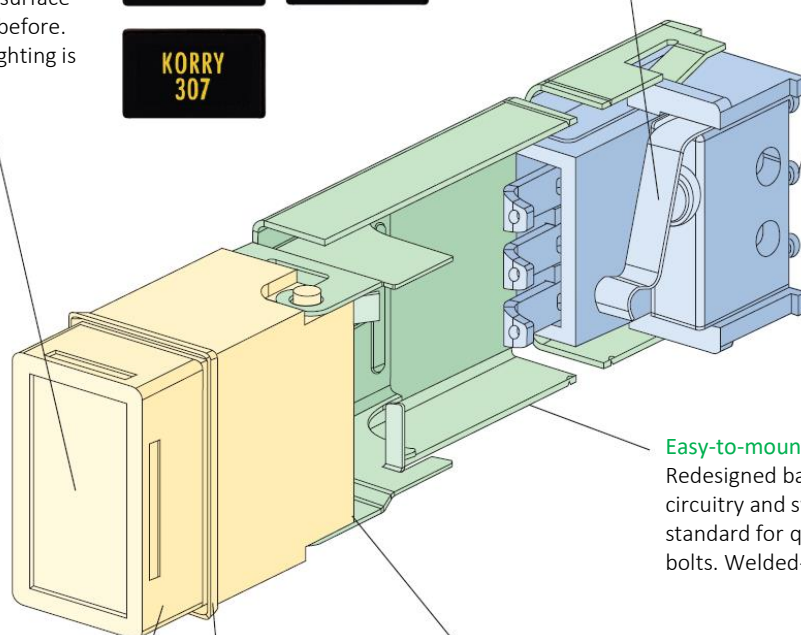


Dependable switching

With actuation life tested to more than one million cycles at room temperature, you get exceptional reliability plus the consistent travel and tactile response Korry switches are known for

Sealed terminals

Solder and PCB terminals are insert molded, sealing the interface from moisture, solder, flux, and other contaminants



Easy-to-mount, high-strength base

Redesigned base of tough stainless steel protects circuitry and switch mechanism. Mounting slots are standard for quick matrix assembly with skewer bolts. Welded-on floating-nut brackets are optional

Simple re-lamping


Cap pulls out and swivels for quick access to lamps, while a retainer sleeve prevents cap loss and ensure its correct orientation when reinserted

Versatile cap options

Caps are available in two over-the-panel heights. Other options include split legends (50/50 and 80/20) with a hidden divider

Drip-proof sealing

Optional insert-molded cap with a wiper seal shuts out moisture



Optional floating nut bracket

Standard mounting slot (2-56 screw)

Korry

Illuminating. Always.

APPROVED FOR PUBLIC RELEASE | DISTRIBUTION UNLIMITED

The information and data given are typical for the equipment described. However, any individual item is subject to change without any notice